

Global Compact on Migration: Roadmap from A Development Viewpoint

Sonia Plaza
October 26, 2016

MIGRATION AND
DEVELOPMENT

A Role for the
World Bank Group



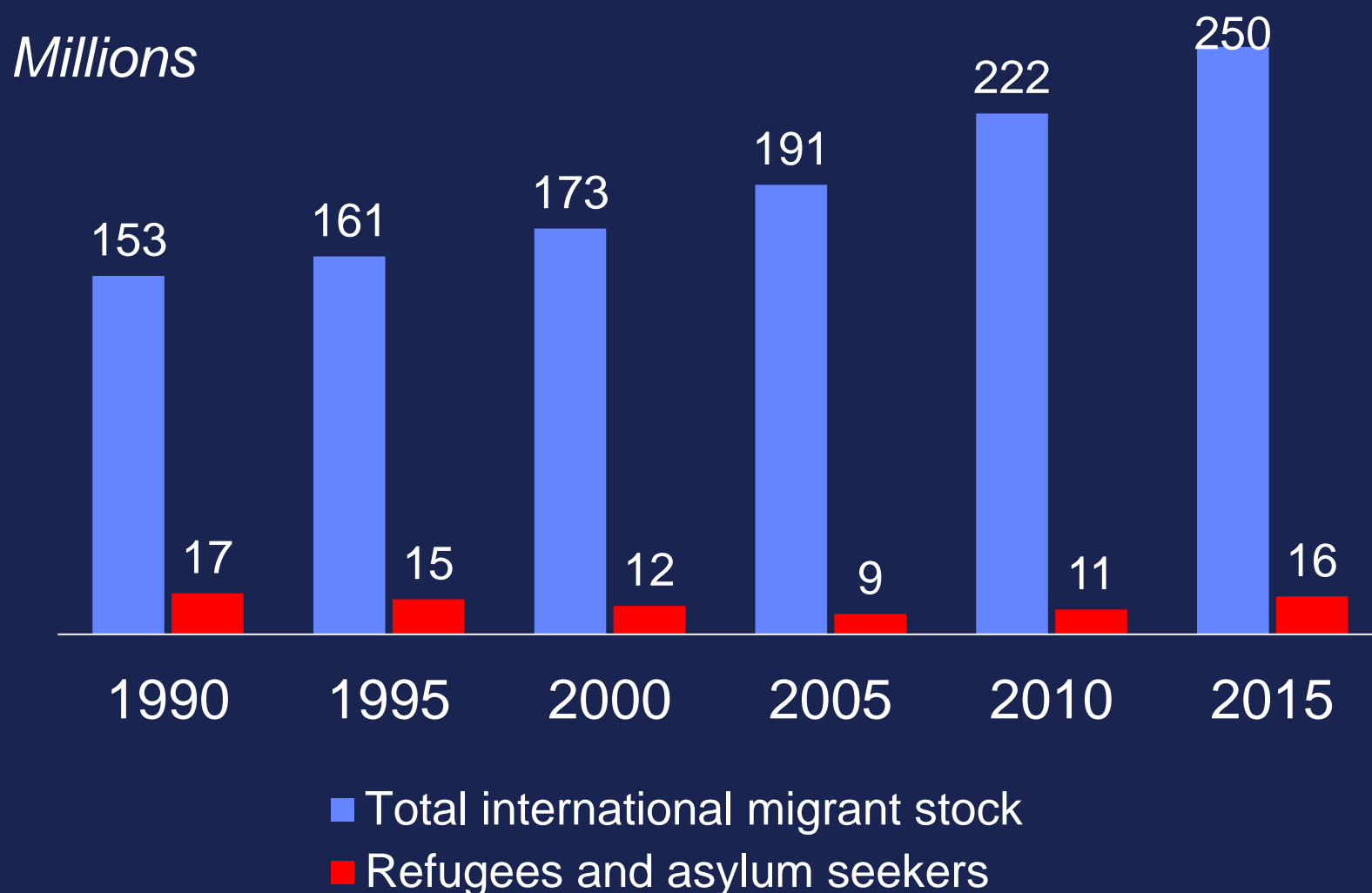
WORLD BANK GROUP

SEPTEMBER 2016

Outline

- Data and drivers of migration
- Benefits and challenges of migration
- Roadmap to a global compact on migration

Data: International Refugees and Migrants



Refugee data excludes 5.2 mn Palestinian refugees reported by UNRWA
Source: World Bank, Migration and Remittances Factbook 2016



LET'S TALK ABOUT FACTS

MIGRANTS

250 million

7.125 billion population

*Migrants **3.4%** of the world
population*

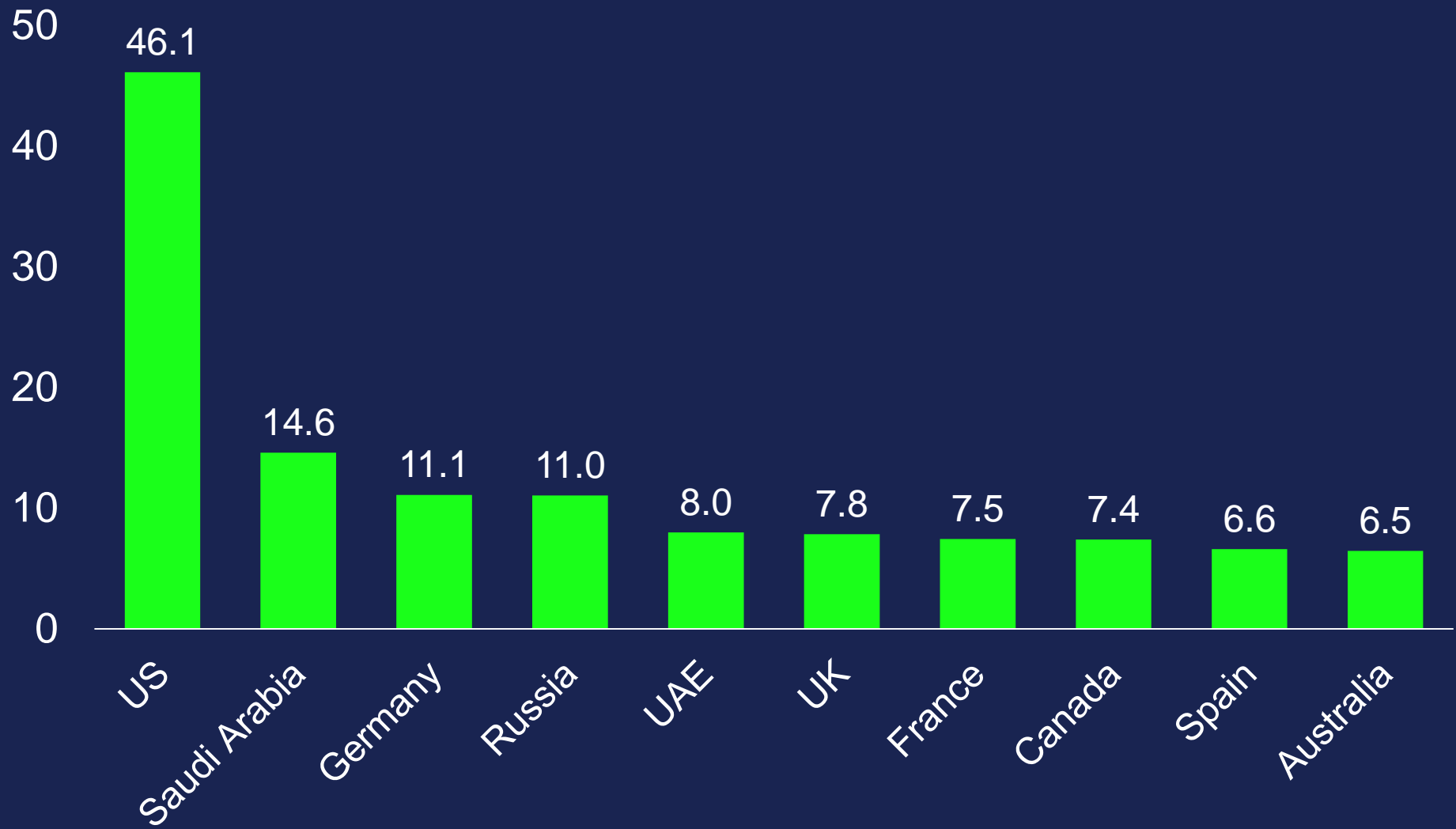
USA a Nation of Migrants





Top Immigration Countries, 2013

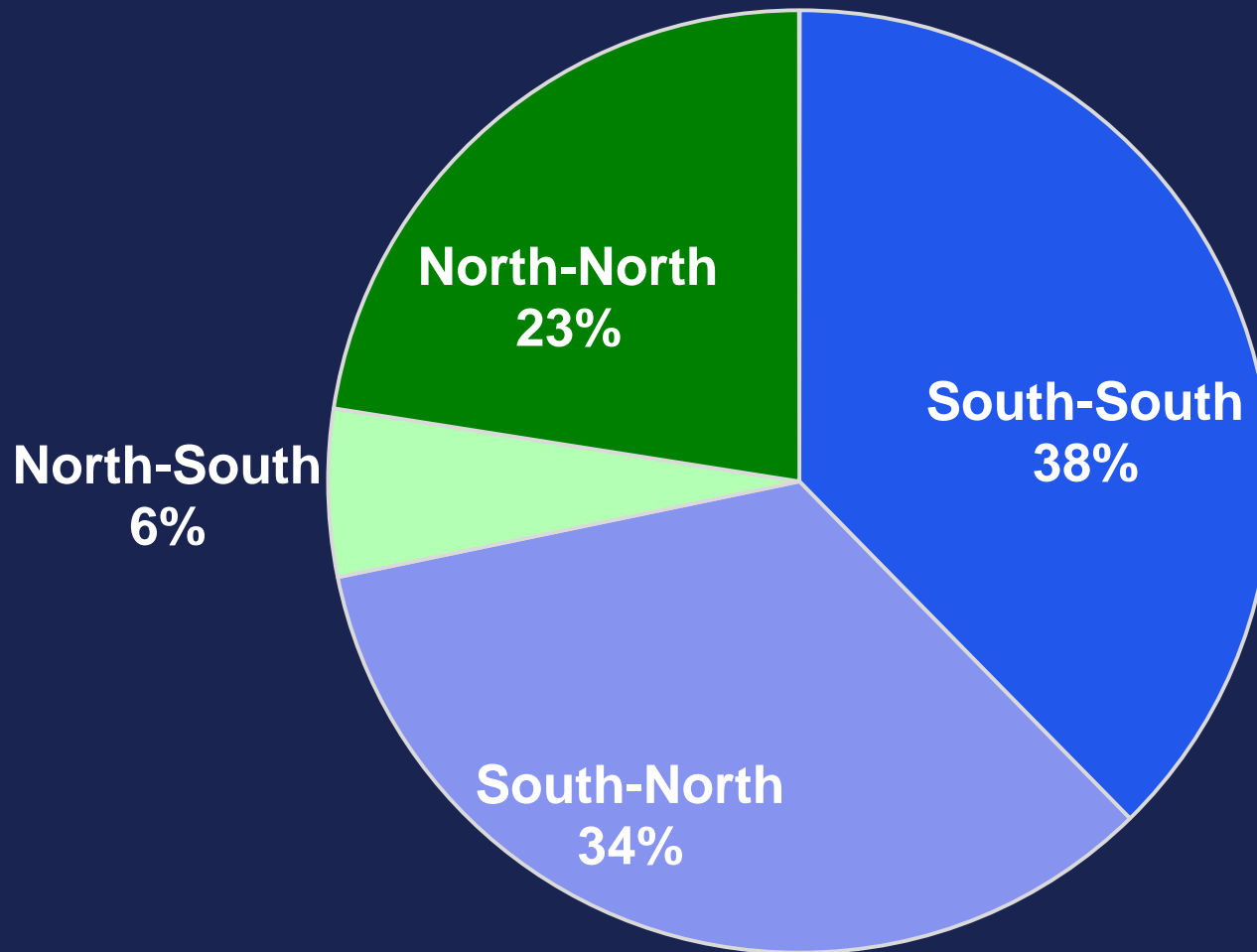
stock of immigrants, millions



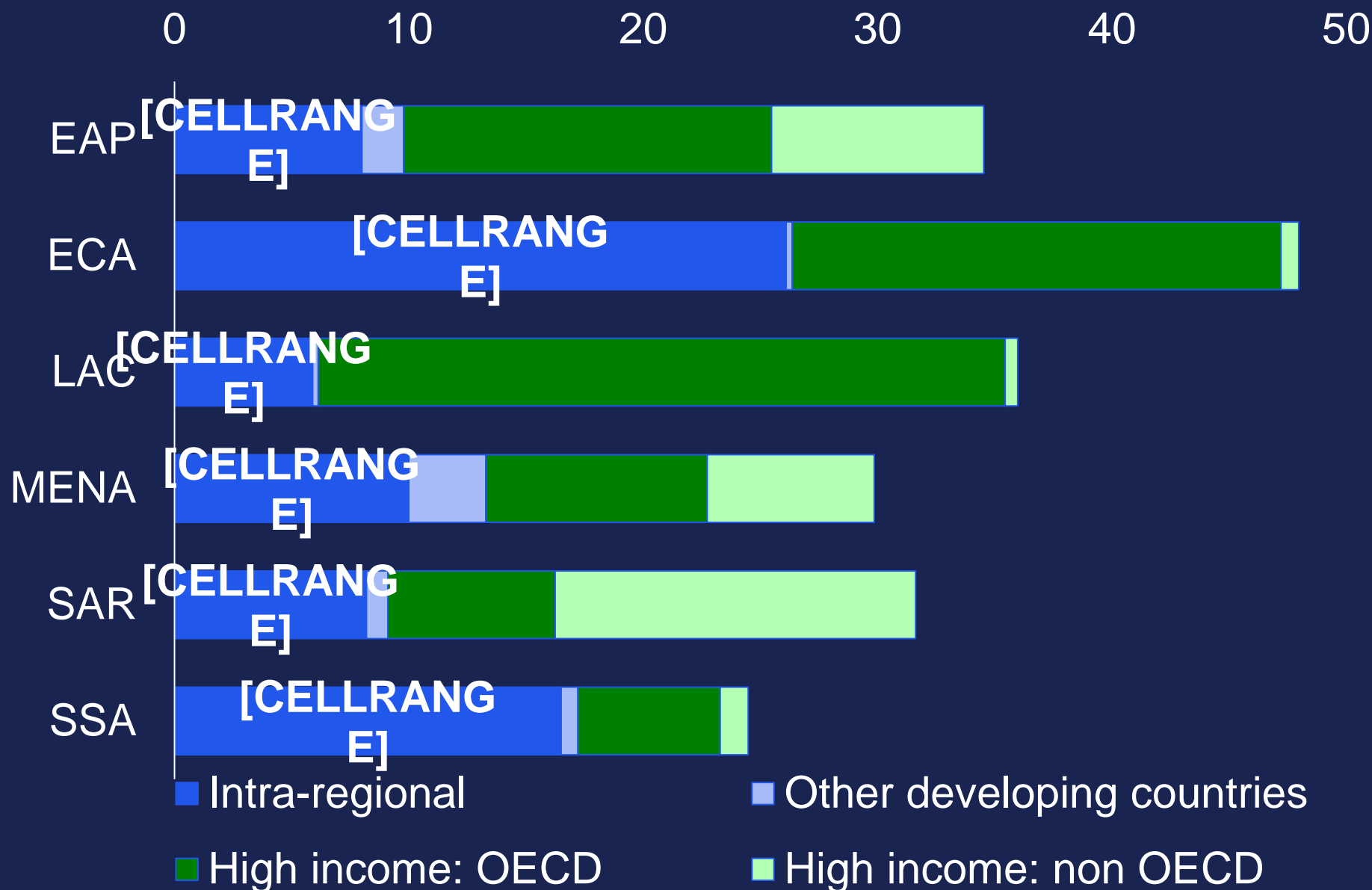
MIGRANTS CONTRIBUTE TO



South-South vs. South-North Migration



Intra-regional migration is substantial in Africa, Europe and Central Asia, and MENA



Migration pressures will increase in future

| | Change in working age population, 2015-2050 (million) | Change in employment needed to keep employment rates at 2015 level (million) | "Migration pressure" created by the unemployed (million) |
|-----------------------------|---|--|--|
| | (A) | (B) | (A-B) |
| Developing countries | 2,119 | 1,243 | 875 |
| East Asia & Pacific | 200 | 135 | 65 |
| Europe & Central Asia | 8 | 4 | 4 |
| Latin America & Carib, | 179 | 109 | 70 |
| Middle East & N. Africa | 204 | 84 | 120 |
| South Asia | 600 | 317 | 283 |
| Sub-Saharan Africa | 928 | 595 | 333 |
| High income OECD | 78 | 44 | 35 |

Source: International Labour Organization calculations based on ILO Trends Econometric Models and UN World Population Prospects (2015 Revision).

Drivers of migration

- Income gaps
- Demographic changes
- Environmental Change
- [Fragility, Conflict, Violence]

Income Gap 70:1

Per capita income, 2015

High-Income \$43,000

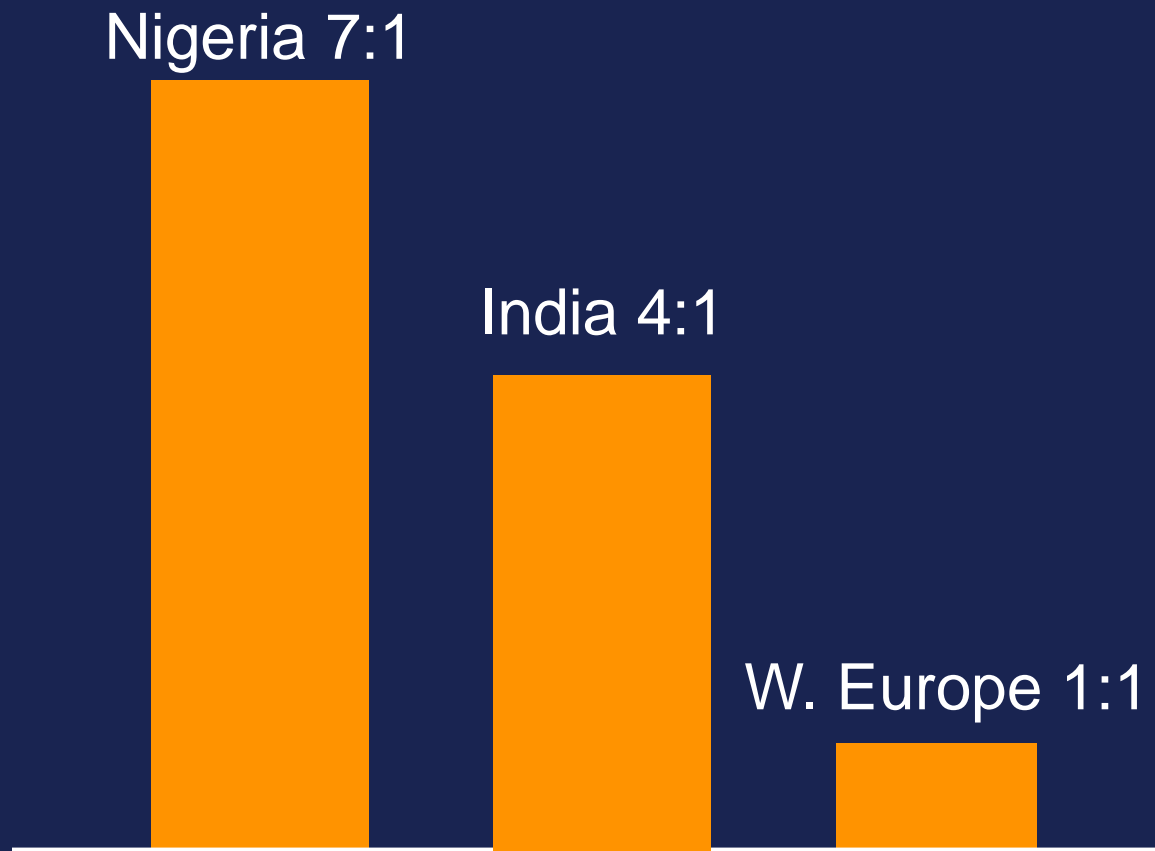


Low-income \$600



Demographic divergence

Ratio of # of 20-year olds to # of 65-year old



Benefits and Costs to Migrants

Benefits after migration

- Migrants' income increased by 15-fold
- School enrollment doubled
- Child mortality reduced by 16-fold
- Women are empowered
- Better access to health, education, services

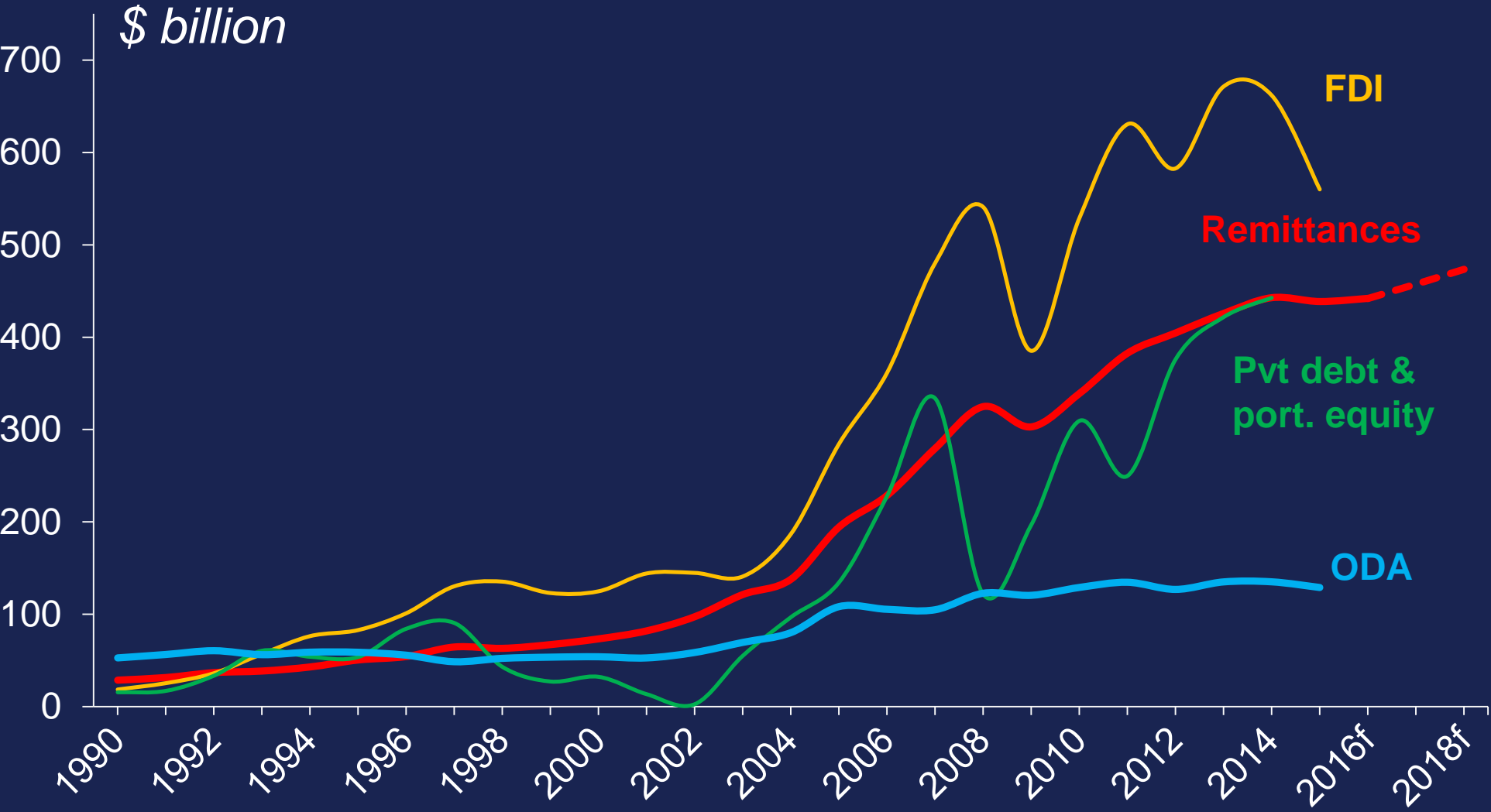
Costs

- Risks: health, trafficking, abusive employers and recruiters
- Exclusion, discrimination, xenophobic attacks
- Family left behind (children and old parents)

Benefits: Sending Countries

- Reduced unemployment, reduced poverty
- Remittances and diaspora investments
- Trade and FDI
- Skill and technology transfer

Remittance flows to developing countries to reach \$442 billion in 2016



Challenges: Sending Countries

- Family left behind
- Loss of skills
- Dutch disease

Benefits: Receiving Countries

- Increased incomes
- Increases in labor supply
- Increases in skills, entrepreneurship and innovation
- Alleviates aging problem
- Fiscal contributions often positive
- Diversity

Challenges: Receiving Countries

- Job competition for native workers
- Congestion and fiscal costs of social services
- Crime
- [National security]
- [National identity]
- Negative public perceptions

Public Perceptions: Myth vs Reality

Perception of share of migrants in population

| | <u>Perception</u> | <u>Reality</u> |
|----------------|-------------------|----------------|
| United States | 32% | 13% |
| France | 28% | 10% |
| Spain | 24% | 12% |
| United Kingdom | 24% | 13% |

Source: German Marshall Fund 2015

A Role for IFIs

- 1. Financing development projects**
- 2. Addressing fundamental drivers**
- 3. Maximizing benefits in line with the SDGS**
 - Reducing recruitment costs
 - Reducing remittance costs
 - Improve data by migratory status
- 4. Knowledge for policy making and countering negative public perceptions**

Roadmap for the Global Compact on Migration – for IFIs

- Migration diagnostic tool
- Knowledge and data
- Financing – pilots
- Convening – facilitate dialogue among states
- Need for innovative, game-changing solutions
- World Development Report?

Roadmap – for States

- **Leverage Global Forum on Migration and Development, and Regional Communities and Processes**
- **Different, Coordinated, and Accelerated approach**
- **Game-changing ideas needed**

Time is short!